


Primary Resources

Key Stage 2 (Primary Schools | Year 5 and 6)



Knife Crime Awareness – Assembly



Keeping Safe – lesson plan



Consequences of knife crime – lesson plan



Laws on knife carrying – lesson plan



Communicating the impact of knife crime – lesson plan

Ben Kinsella Trust [Download Resources](#)

~~No knives~~
Better lives

Practitioner resources

Everything you need to deliver youth violence prevention messages to young people in your local area.

All our resources are free to use and we are happy for other organisations to reference our materials with appropriate credits. If you have any queries, contact the team:

NKBL@youthlinkscotland.org

[Download Resources](#)



[Download Resource](#)



How to teach Knife Crime Awareness in primary schools

[Read Blog](#)

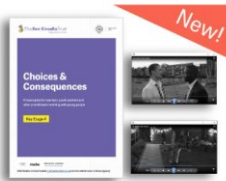
PSHE Assembly Packs

[Home](#) - [Resources](#) - [PSHE Assembly Packs](#)

[Request Knife Crime Assembly Pack](#)

Secondary Resources

Key Stage 3 and Key Stage 4 (Secondary Schools)



Choices and Consequences of Knife Crime – PSHE Lesson plan



Gangs 1 – PSHE lesson plan



Gangs 2 – PSHE lesson plan



Offenders – PSHE lesson plan



Keeping Safe – PSHE Lesson plan



Victims of knife crime – PSHE lesson plan

~~No knives~~
Better lives

Practitioner resources

Everything you need to deliver youth violence prevention messages to young people in your local area.

All our resources are free to use and we are happy for other organisations to reference our materials with appropriate credits. If you have any queries, contact the team:

NKBL@youthlinkscotland.org

[Download Resources](#)

Toolkits

Downloadable PDF activity toolkits to help practitioners deliver violence and knife carrying prevention messages in a variety of settings.

[Download Toolkits](#)



[Download Resources](#)



[Download Resource](#)

Ben Kinsella Trust [Download Resources](#)



#knifefree
Lesson plan for key stage 3



[Download Resource](#)



[Download Resource](#)

Age: **11-19**
 Type: **Lesson plan, Newthink**
 Subjects: **PSHE, Tutor time**
 Topics: **First aid and the bystander effect, Newthink**

MEDWAY PUBLIC HEALTH DIRECTORATE

Gangs: Managing risks and staying safe

Teacher guidance for key stage 3/4



Introduction.....	2
Key principles of effective teaching in PSHE education.....	2
Handling social norms.....	3
About the lesson plans.....	3
Overview of the lessons.....	3
Developing subject knowledge.....	4
Gang behaviours.....	4
Language use.....	5
Reporting gang behaviour and getting help.....	5
How to report gang behaviour.....	5
What is likely to happen next?.....	5
Signposting support.....	6
Developing learning beyond these lessons.....	7
Drug education.....	7
Child Sexual Exploitation (CSE).....	7
Other curriculum links.....	8
Links to the PSHE Programme of Study and DfE's Relationships and Sex Education (RSE) and Health Education Statutory Guidance.....	8

MEDWAY PUBLIC HEALTH DIRECTORATE

Gangs: Managing risks and staying safe

Lesson plans and resources for year 9/10



Lesson plan: ASSOCIATION

Lesson 1: How it might start.....	2
Lesson 2: Risks and consequences.....	8
Lesson 3: Getting out.....	14
Resources.....	19
Lesson 1.....	19
Lesson 2.....	24
Lesson 3.....	34



**Gangs: Managing risks and staying safe
Year 9/10**

Lesson 1: How it might start

<https://pshe-association.org.uk/resource/gangs-managing-risk-staying-safe>


Signposting





The VRU are making the county safer and our young peoples' lives better, by working with partners and communities to prevent and reduce violence.

<https://kentandmedwayvru.co.uk/>



Kooth is a free online service offering emotional & mental health support for children & young people in **Kent** aged 10-25.

<https://www.kooth.com/>